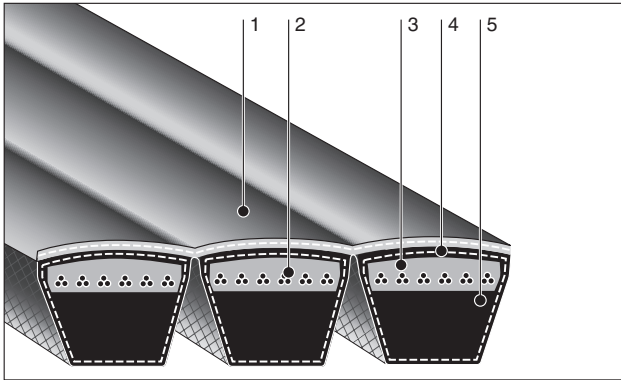
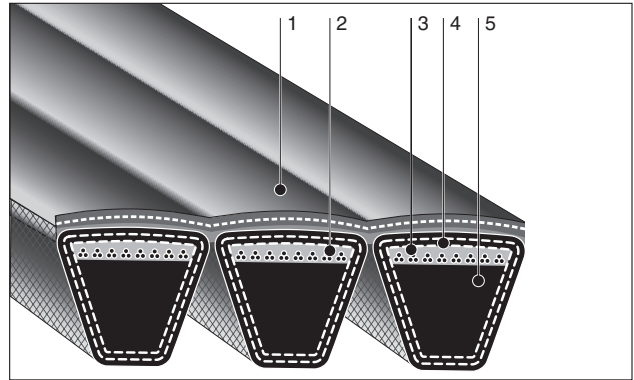


# BANDO POWER SCRUM



Multiple V Belt type



Power Ace type

### Construction

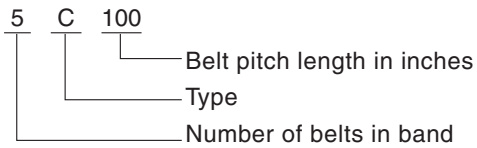
- 1: Tie-band
- 2: Polyester tensile members
- 3: Chloroprene insulation rubber
- 4: Rubber impregnated canvas
- 5: Chloroprene compression rubber.

### Features + Benefits

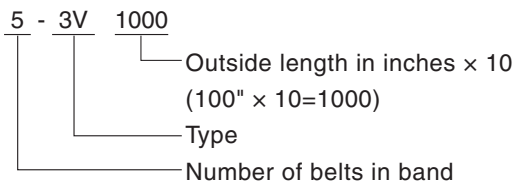
- Permanent matched set.
- No lateral whip, spin or turn over.
- Deep pulley grooves are not required even on horizontal drives.
- Heat and oil resistant.

### Size mark

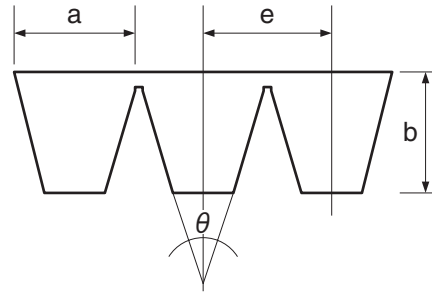
#### (Multiple V type)



#### (Power Ace type)



### Dimensions



Type	Top width of one belt a	Thickness b	Angle $\theta$	Pitch between two belts e
A	13.0mm (0.5")	13.0mm (0.5")	40°	13.0mm (0.5")
B	17.0mm (0.66")	13.0mm (0.5")	40°	13.0mm (0.5")
C	13.0mm (0.5")	13.0mm (0.5")	40°	13.0mm (0.5")
D	13.0mm (0.5")	13.0mm (0.5")	40°	13.0mm (0.5")
3V	13.0mm (0.5")	13.0mm (0.5")	40°	13.0mm (0.5")
5V	13.0mm (0.5")	13.0mm (0.5")	40°	13.0mm (0.5")
8V	13.0mm (0.5")	13.0mm (0.5")	40°	13.0mm (0.5")

※More than 6 ribs, we combine 2, 3, 4 or 5 ribs belts as following.

Number of ribs	Standard combination	Number of ribs	Standard combination
-	-	11	4+3+4
2	2	12	4+4+4
3	3	13	4+5+4
4	4	14	5+4+5
5	5	15	5+5+5
6	3+3	16	4+4+4+4
7	3+4	17	4+4+5+4
8	4+4	18	5+4+4+5
9	4+5	19	5+4+5+5
10	5+5	20	5+5+5+5

**Standard Sizes**

Power Ace

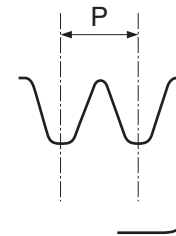
※These sizes are in conformity to JIS.

Type	Belt number	Outside length		Belt number	Outside length		Belt number	Outside length	
		mm	inch		mm	inch		mm	inch
3V	3V 400	1,016	40.0	3V 630	1,600	63.0	3V1000	2,540	100.0
	3V 425	1,080	42.5	3V 670	1,702	67.0	3V1060	2,692	106.0
	3V 450	1,143	45.0	3V 710	1,803	71.0	3V1120	2,845	112.0
	3V 475	1,207	47.5	3V 750	1,905	75.0	3V1180	2,997	118.0
	3V 500	1,270	50.0	3V 800	2,032	80.0	3V1250	3,175	125.0
	3V 530	1,346	53.0	3V 850	2,159	85.0	3V1320	3,353	132.0
	3V 560	1,422	56.0	3V 900	2,286	90.0	3V1400	3,556	140.0
	3V 600	1,525	60.0	3V 950	2,413	95.0			
5V	5V 600	1,524	60.0	5V1120	2,845	112.0	5V2120	5,385	212.0
	5V 630	1,600	63.0	5V1180	2,997	118.0	5V2240	5,690	224.0
	5V 670	1,702	67.0	5V1250	3,175	125.0	5V2360	5,994	236.0
	5V 710	1,803	71.0	5V1320	3,353	132.0	5V2500	6,350	250.0
	5V 750	1,905	75.0	5V1400	3,556	140.0	5V2650	6,731	265.0
	5V 800	2,032	80.0	5V1500	3,810	150.0	5V2800	7,112	280.0
	5V 850	2,159	85.0	5V1600	4,064	160.0	5V3000	7,620	300.0
	5V 900	2,286	90.0	5V1700	4,318	170.0	5V3150	8,001	315.0
	5V 950	2,413	95.0	5V1800	4,572	180.0	5V3350	8,509	335.0
	5V1000	2,540	100.0	5V1900	4,826	190.0	5V3550	9,017	355.0
	5V1060	2,692	106.0	5V2000	5,080	200.0			
	8V	8V1000	2,540	100.0	8V1800	4,572	180.0	8V3150	8,001
8V1060		2,692	106.0	8V1900	4,826	190.0	8V3350	8,509	335.0
8V1120		2,845	112.0	8V2000	5,080	200.0	8V3550	9,017	355.0
8V1180		2,997	118.0	8V2120	5,385	212.0	8V3750	9,525	375.0
8V1250		3,175	125.0	8V2240	5,690	224.0	8V4000	10,160	400.0
8V1320		3,353	132.0	8V2360	5,994	236.0	8V4250	10,795	425.0
8V1400		3,556	140.0	8V2500	6,350	250.0	8V4500	11,430	450.0
8V1500		3,810	150.0	8V2650	6,731	265.0	8V4750	12,065	475.0
8V1600		4,064	160.0	8V2800	7,112	280.0	8V5000	12,700	500.0
8V1700		4,318	170.0	8V3000	7,620	300.0	8V5600	14,224	560.0

V Belt type

Type	Minimum effective pitch length		Maximum effective pitch length	
	mm	inch	mm	inch
A	1,524	60	5,080	200
B	1,524	60	8,890	350
C	2,540	100	8,890	350
D	2,540	100	8,890	350

Recommended Pulley Groove Pitch



Type	Pulley pitch P	
	mm	inch
A	15.0	0.59
B	19.0	0.75
C	25.5	1.00
D	37.0	1.46

Type	Pulley pitch P	
	mm	inch
3V	10.3	0.41
5V	17.5	0.69
8V	28.6	1.13